



DATA TO ACTION: TRANSFORMING INSIGHTS INTO ACTION NYC CASE STUDY

B INFORMED! HEP B VIRTUAL EDUCATION SERIES TUESDAY, JULY 16TH, 2024

Meg Chappell, MPH (she/her)

Program Manager, Empire Liver Foundation
Hep Free NYC, Advocacy Committee Lead

Marie P. Bresnahan, MPH (she/her)

Director of Training, Policy, and Administration, Viral Hepatitis Program Bureau of
Hepatitis, HIV, and Sexually Transmitted Infections
New York City Department of Health and Mental Hygiene (NYC DOHMH)



COALITION BUILDING

- **Hep Free NYC:** Capacity building network to prevent, manage and treat viral hepatitis in NYC. Umbrella includes targeted coalitions
- **NYC Hep B Coalition:** Founded in 2009 by the NYC Health Department and community stakeholders; meets quarterly
- **Advocacy Committee:** Designed to advocate for local, state, or federal policy and legislative issues, with a priority on New York City focused policies



ADVOCACY COMMITTEE GOALS

1. Educate City Council members on the impact of the Viral Hepatitis Initiative
2. Share information with community members on advocacy and legislative issues
3. Provide information to the Hep Free NYC community regarding local, state and federal legislative issues



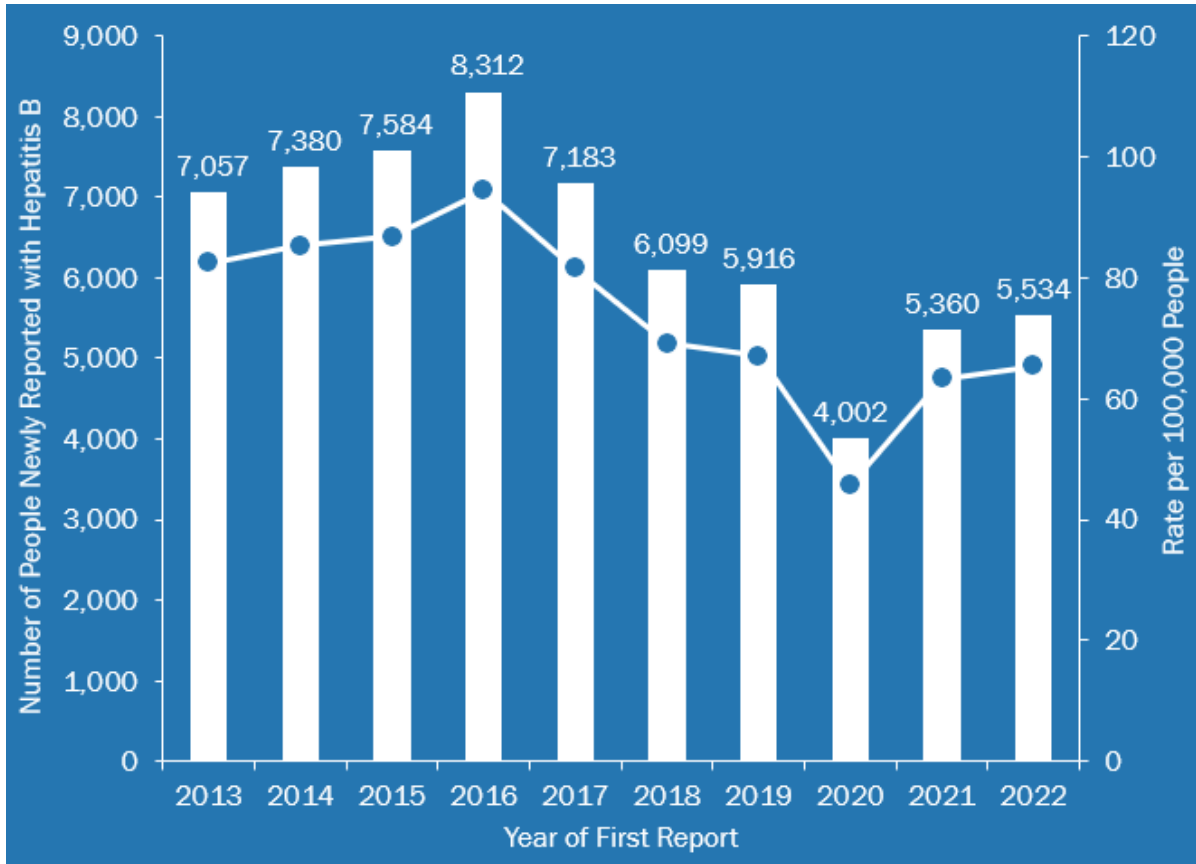


HEP FREE NYC

**ADVOCACY COMMITTEE PARTNERS WITH
THE NYC HEALTH DEPARTMENT WHO
PROVIDES DATA WE PUT INTO ACTION**



NEWLY REPORTED CASES OF CHRONIC HEPATITIS B, 2022



■ Number of people newly reported with chronic hepatitis B
○ Rate per 100,000 people

5,534
Number of people newly reported

65.4
Rate of newly reported per 100,000 people

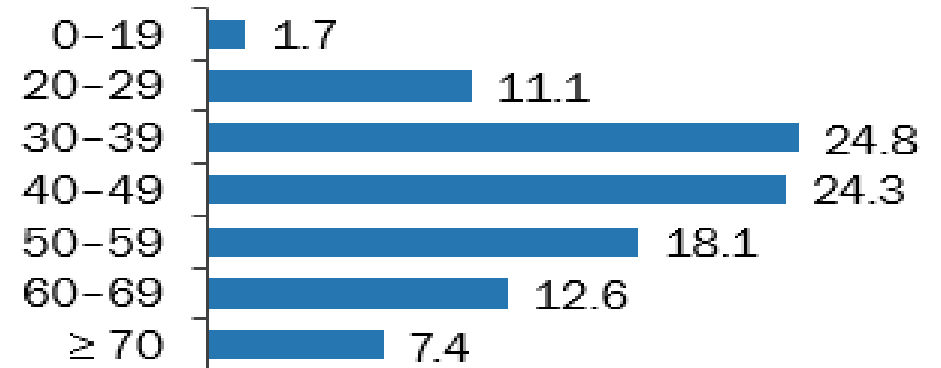


HEPATITIS B IN NYC, 2022

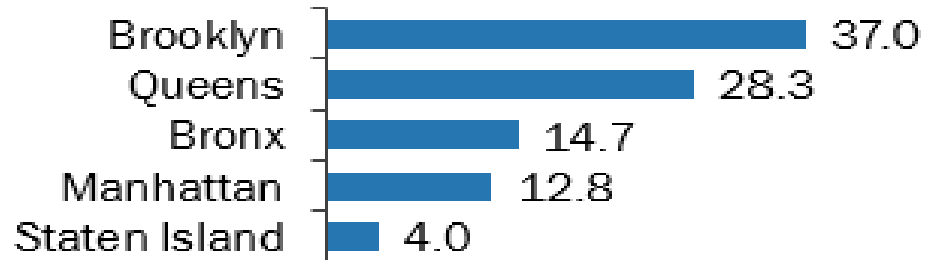
Sex



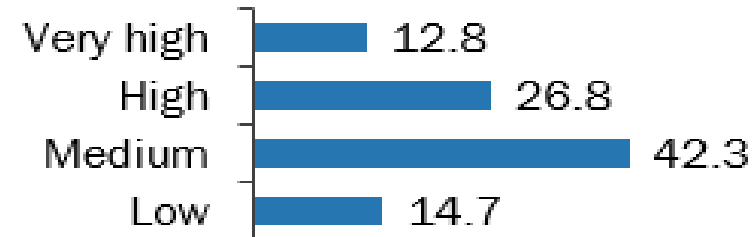
Age in Years



Borough



Neighborhood Poverty Level



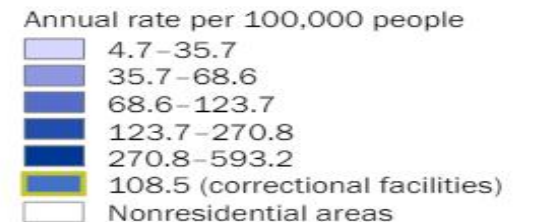
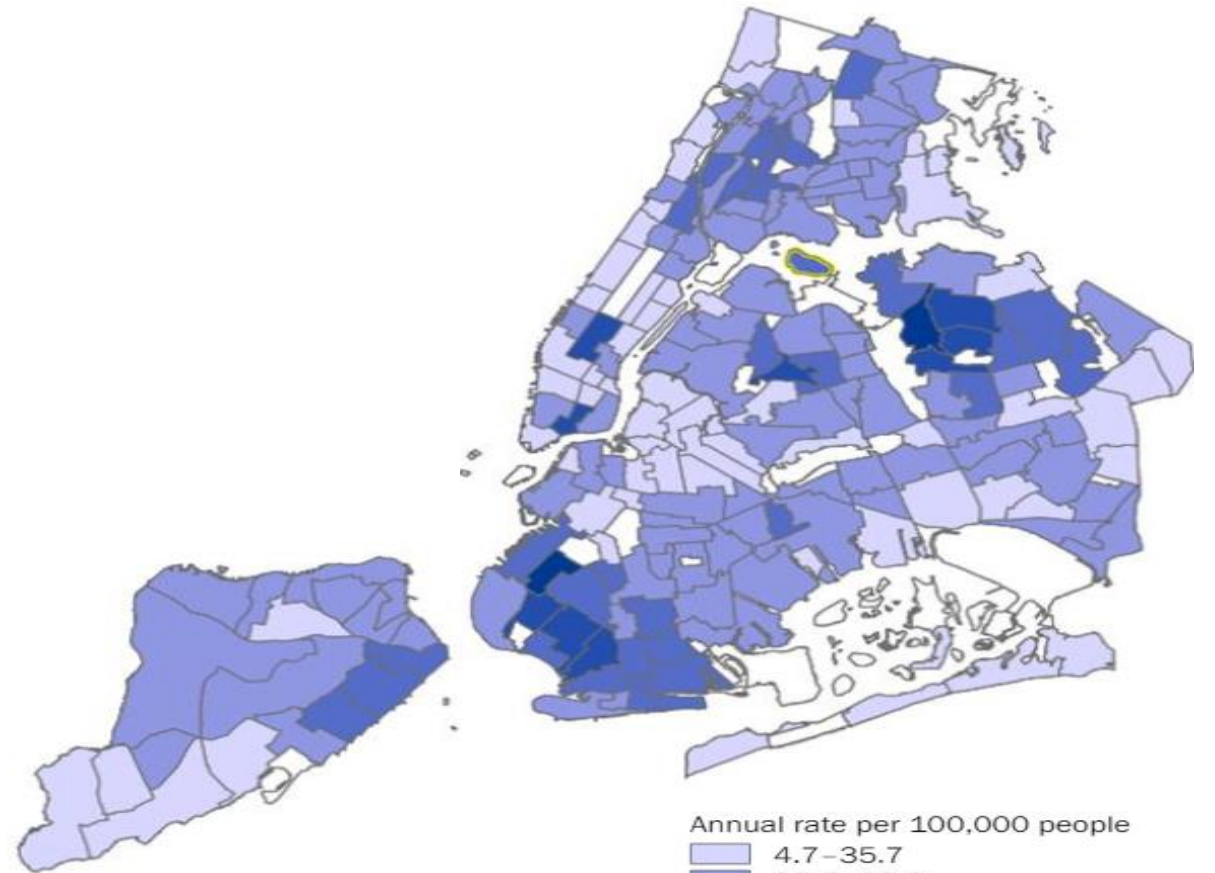


Rate of people newly reported with chronic hepatitis B in NYC, 2022

Neighborhoods with the highest rates of people newly reported with chronic hepatitis B (per 100,000 people):

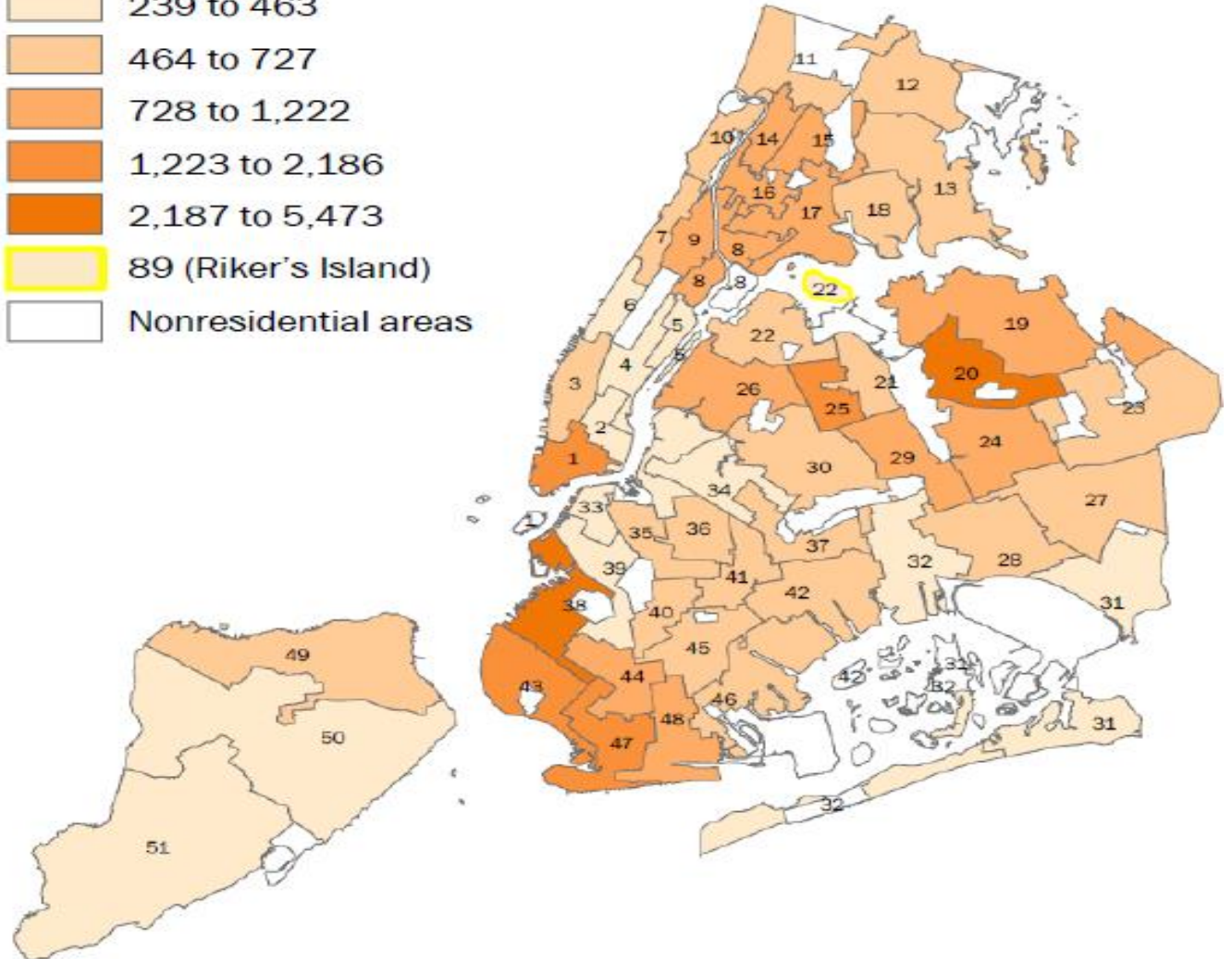
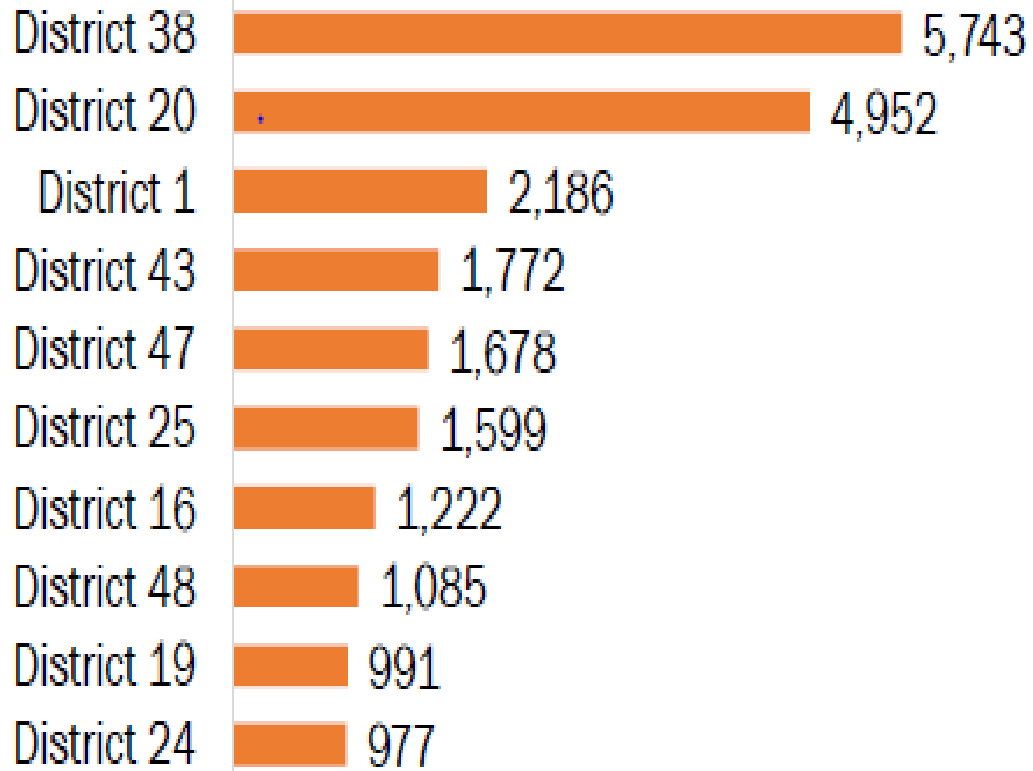
1. Sunset Park East, Brooklyn (593.2)
2. Flushing, Queens (372.8)
3. Queensboro Hill, Queens (270.8)
4. East Flushing, Queens (265.3)
5. Dyker Heights, Brooklyn (255.1)
6. Chinatown, Manhattan (232.4)
7. Bensonhurst West, Brooklyn (179.8)
8. Midtown-Midtown South, Manhattan (179.4)
9. Murray Hill, Queens (156.6)
10. Bensonhurst East, Brooklyn (156.5)

NYC rate: 65.4





Number of people reported to have hepatitis B by NYC Council District, 2014 to 2021



Source: N.Y.C. DEP'T OF HEALTH & MENTAL HYGIENE, HEPATITIS A, B, & C IN N.Y.C.: 2021 ANNUAL REPORT (Dec. 2022), available at [hepatitis-abc-annual-report-2021.pdf \(nyc.gov\)](https://www.nyc.gov/health/hepatitis-abc-annual-report-2021.pdf)



USING DATA TO ACTION: CREATING AN ADVOCACY TOOL

- Community advocates encouraged the NYC Health Department to change the way they present the data
- Data previously presented by:
 - Census tracts
 - Neighborhood tabulation areas (NTA's)
- Data now presented by City Council Districts

NYC Council Educational Briefing on Viral Hepatitis in NYC

March 5, 2024





QUESTIONS?

Program Manager, Empire Liver Foundation; Chair, Advocacy Committee

Meg Chappell, MPH - E: megchappell@empireliverfoundation.org

Viral Hepatitis Program, NYC Department of Health and Mental Hygiene

Marie P. Bresnahan, MPH - E: mbresnahan@health.nyc.gov

Holly Anger, MPH - E: hanger@health.nyc.gov

Cynthia Ortigoza, MPH - E: cortigoza@health.nyc.gov